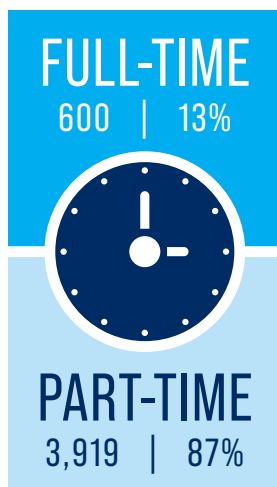


2025 FastFacts

Fall 2025 | 15th Day Census Enrollment

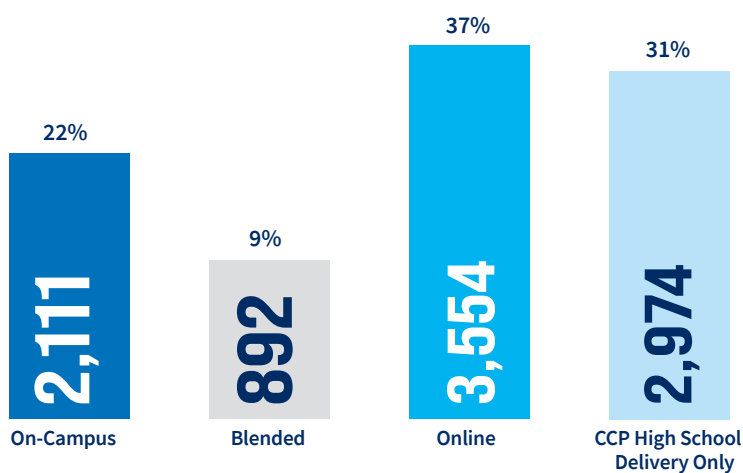
STUDENT ENROLLMENT
4,519



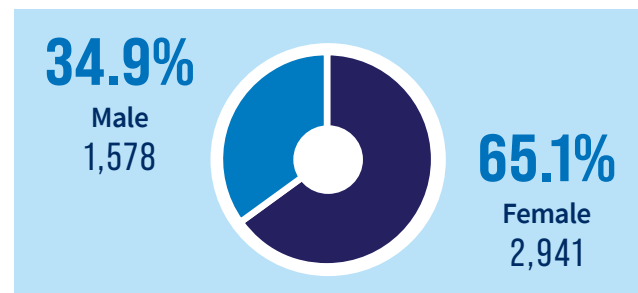
AVERAGE STUDENT AGE



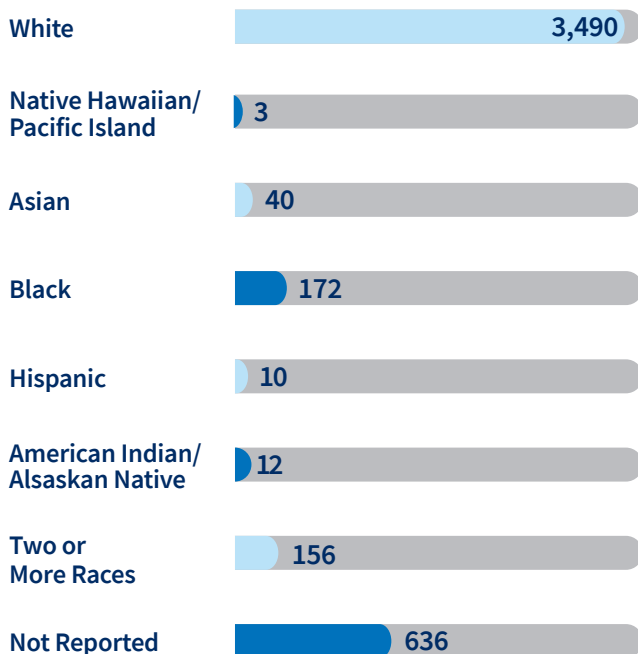
COURSE DELIVERY



Rhodes State College Banner System- Summer 2024 - Spring 2025 Course Schedule Download



STUDENT RACE/ETHNICITY BACKGROUND



TOTAL DEGREES/CERTIFICATES

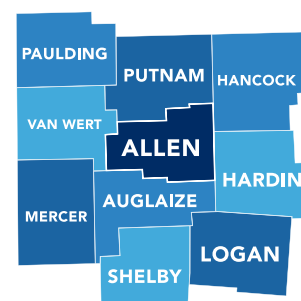
22,132



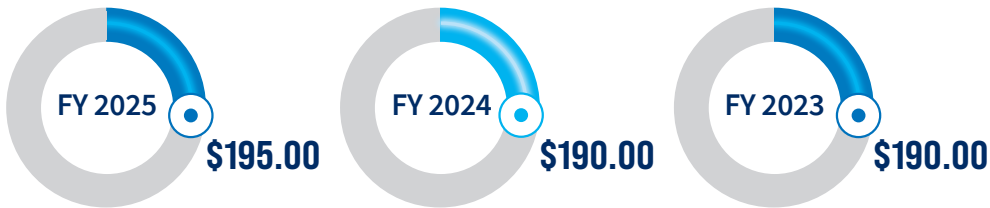
Rhodes State College Banner System-Degrees Awarded File Summer 2024-Spring 2025

ENROLLMENT BY COUNTY

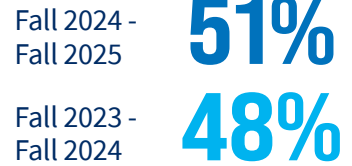
Allen	1,383
Putnam	776
Hancock	691
Hardin	269
Auglaize	256



TUITION PER CREDIT HOUR



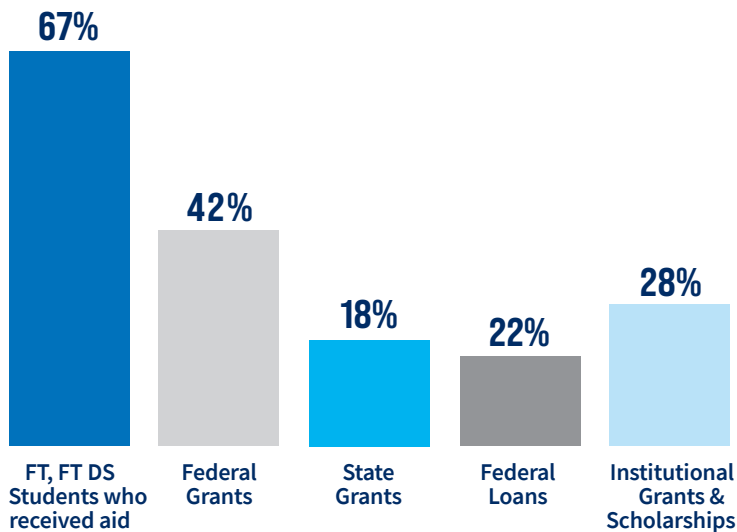
RETENTION



Rhodes State College Banner System-
Fall 2024 & Fall 2025 Census Reports

FINANCIAL AID

69% of Full-time, first-time degree seeking students received aid*



Fall 2022 Data from the 2023-24 IPEDS Collection

GRANTS AWARDED

(7/1/22-6/30/23)



WORKFORCE TRAINING & DEVELOPMENT SERVICES

COMPANIES SERVED



July 1 - September 30, 2025

EMPLOYEES AS OF SEPTEMBER 30, 2024

FACULTY (171)

60
Full-time



111
Part-time

STAFF (117)

102
Full-time



15
Part-time

Fall 2024 Data from the 2024-25 IPEDS Collection



Office of Institutional Research

4240 Campus Drive • Lima, OH 45804

www.RhodesState.edu

