

## RHODES STATE COLLEGE CCP PROGRAM 2021-2022 ANNUAL SUCCESS SUMMARY

TOTAL STUDENTS ENROLLED

# 2,593

TOTAL CREDIT HOURS EARNED

# 14,915

COLLEGE TUITION SAVED

# \$2,687,444

AVERAGE CREDIT HOURS EARNED

Per Student

# 5.75

COLLEGE TUITION SAVED

Per Student

# \$1,036

COURSE DELIVERY LOCATION

HIGH SCHOOL CAMPUS - 3,920

RHODES STATE CAMPUS - 1,011

BLENDED (RHODES STATE COLLEGE) - 5

ONLINE (RHODES STATE COLLEGE) - 62

Number of Sections  
with CCP Students Enrolled

GRADES AWARDED

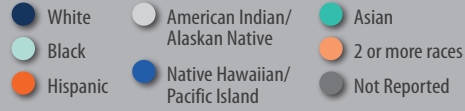
A	B	C	D
3,542	1,001	307	79

E	S	L
51	3	198


E = F S = Satisfactory L = Lab

AVERAGE CUMULATIVE GPA

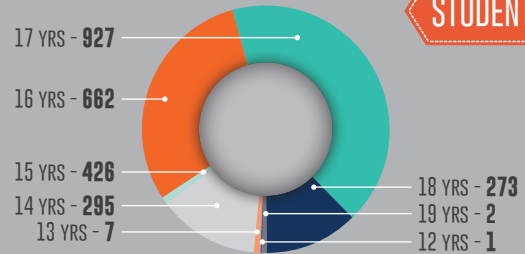
# 3.43



STUDENT ETHNICITY



STUDENT AGE



Average Age: 16

43%

1,111 MALES

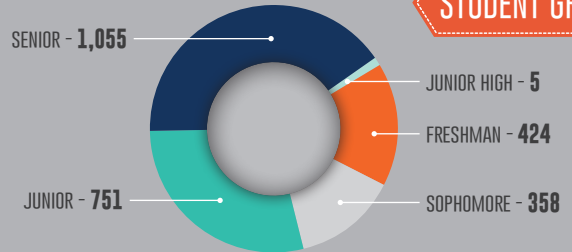


57%

1,482 FEMALES

STUDENT GENDER

STUDENT GRADE



TOP SUBJECTS BY ENROLLMENT

Duplicate Student Head Count

COMMUNICATIONS - 1,323

INFORMATION TECHNOLOGY - 691

MATHEMATICS - 435

LITERATURE - 360

SPANISH - 323

PSYCHOLOGY - 240