

RHODES STATE COLLEGE CCP PROGRAM 2019-2020 ANNUAL SUCCESS SUMMARY

TOTAL STUDENTS ENROLLED
2,225

TOTAL CREDIT HOURS EARNED

13,727

COLLEGE TUITION SAVED

\$2,360,698

AVERAGE CREDIT HOURS EARNED

Per Student

6.28

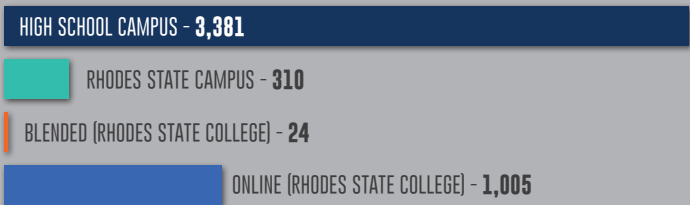
COLLEGE TUITION SAVED

Per Student

\$1,061

Number of Sections
with CCP Students Enrolled

COURSE DELIVERY LOCATION



GRADES AWARDED

A	B	C	D	
3,127	946	278	80	
E	I	S	W	L
70	5	7	12	195

E = F I = Incomplete
S = Satisfactory W = Withdrawn L = Lab

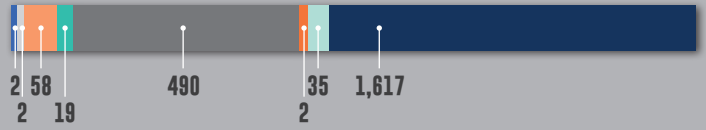
AVERAGE CUMULATIVE GPA

3.51

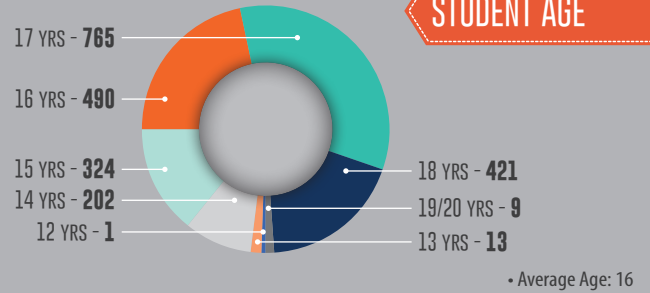
Source: Rhodes State College's Office of Institutional Research
*Age, Credits, Gender & Ethnicity based on Banner System End of Term Data
*Average GPA is cumulative

STUDENT ETHNICITY


- White
- American Indian/Alaskan Native
- Asian
- Black
- Native Hawaiian/Pacific Island
- 2 or more races
- Hispanic
- Not Reported



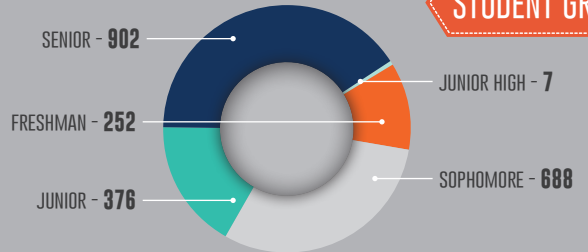
STUDENT AGE



STUDENT GENDER



STUDENT GRADE



TOP SUBJECTS BY ENROLLMENT

Duplicate Student Head Count

