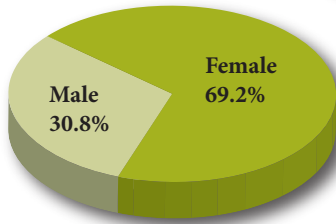
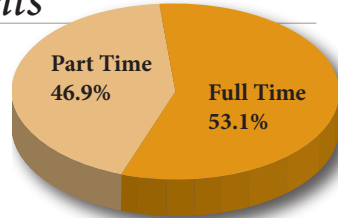


2011 Fast Facts

Fall 2011 Students

Enrollment
4,050 Students



Ethnic Background

African-American	8.2%
American Indian	.4%
Asian American	.6%
Hispanic	1.5%
White	88.1%
International	0%
Unknown	1.1%

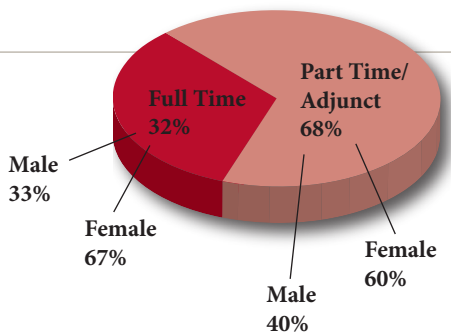
Average Age 26.7

Retention..... 52.9%

Student Faculty Ratio 21:1

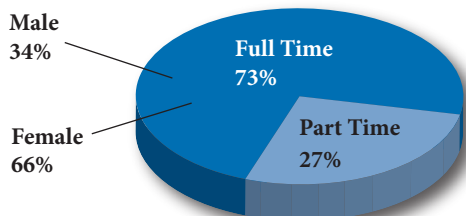
Faculty

Head Count
299 Faculty



Staff

Head Count
150 staff



Graduates

Degrees/Certificates Since Inception 15,730

2010-11 Degrees/Certificates Awarded

Allied Health	25.4%	231
Business and Public Services	29.7%	270
Information Technology/Engineering Technology	23%	209
Nursing	20.9%	190
Technical Studies	1%	9

Total Graduates 770

Alumni by Top Six Counties

Allen	38.8%
Auglaize	13.8%
Putnam	8.1%
Logan	7.3%
Mercer	6.2%
Hardin	6.1%

Service Area (for Allen County)

Population	106,331
Males	50.4%
Females	49.6%
Median Household Income	\$39,318
% of H.S. Graduates	87.5%

Facilities

Acreage	565 acres
Number of Buildings	8
Total Square Footage of Buildings	210,950 sq. ft.

your
**TOMORROW
STARTS HERE**

Programs and Costs

Academic Divisions

Allied Health
 Arts & Sciences
 Business and Public Service
 Information Technology and Engineering Technology
 Nursing

First Time Pass Rates

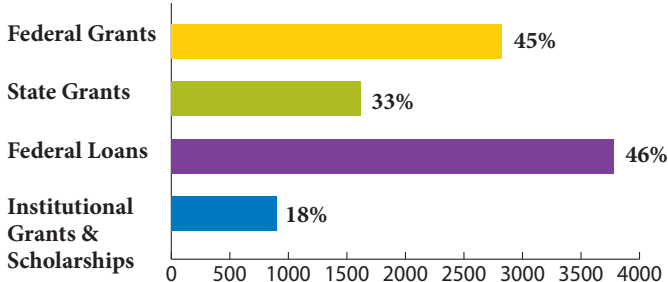
Dental Hygiene.....	100%
Emergency Medical Services Intermediate.....	90%
Emergency Medical Services Paramedic.....	52%
Medical Assisting.....	89%
Physical Therapist Assistant.....	84%
Occupational Therapy Assistant.....	100%
Radiographic Imaging.....	100%
Respiratory Care.....	100%
Nursing.....	84.3%
Law Enforcement.....	78.5%
LPN.....	100%

Tuition Per Credit Hour

FY 12.....	\$98.07
FY 11.....	\$95.85
FY 10.....	\$92.30
FY 09.....	\$92.30
FY 08.....	\$92.30

Financial Aid

79% of first-time, full-time students receive aid*



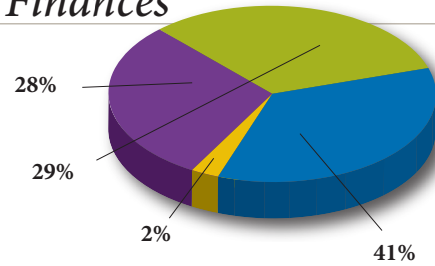
*Fall 2007 cohort

Workforce Training & Development Services

Businesses Served.....	40
Contracts.....	92
Hour-based Headcount.....	7,327

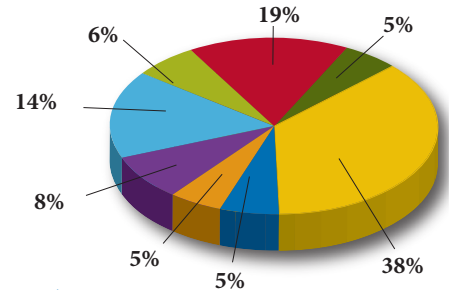


2010-11 Finances



Revenues..... \$36,940,699

Student Tuition and Fees.....	\$10,326,069
State Appropriations.....	\$10,791,101
Federal, State & Local Grants.....	\$15,108,647
Other.....	\$714,882



Expenses..... \$32,925,164

Instruction.....	\$12,509,465
Public Service.....	\$1,526,428
Academic Support.....	\$1,497,948
Student Services.....	\$2,711,853
Institutional Support.....	\$4,665,859
Operation and Maintenance of Plant.....	\$2,065,266
Student Aid.....	\$6,255,430
Other.....	\$1,692,915

Grants and Awards

Grants Awarded

Carl D. Perkins Grant.....	\$170,181
Workforce Innovations Solutions Program (WISP).....	\$57,240
Ohio College Access Challenge Program.....	\$71,000
Nurse Education Grant Program.....	\$167,450
U.S. Dept. of Justice: Field-Initiated Programs.....	\$349,792

Awards

Rhodes State College 40th Anniversary Celebration
 Ohio SBDC Center of the Year
 National Bellwether Award Finalist: Planning, Governance and Finance
 First Annual Georgia Newsome Community Award
 National Association of Blacks in Criminal Justice (NABC) Award for Community Outreach