

*The Occupational Therapy
Assistant Program
prepares students to be
competent, professional
occupational therapy
assistants.*



Occupational Therapy Assistant Program STUDENT OUTCOMES 2021-2023

GRADUATE PERFORMANCE ON NATIONAL BOARD FOR THE CERTIFICATION OF OCCUPATIONAL THERAPY	2
GRADUATION RATES:	3
EMPLOYMENT STATISTICS OF GRADUATES:	4
EMPLOYMENT SETTINGS OF GRADUATES:	5

Graduate Performance on National Board for the Certification of Occupational Therapy

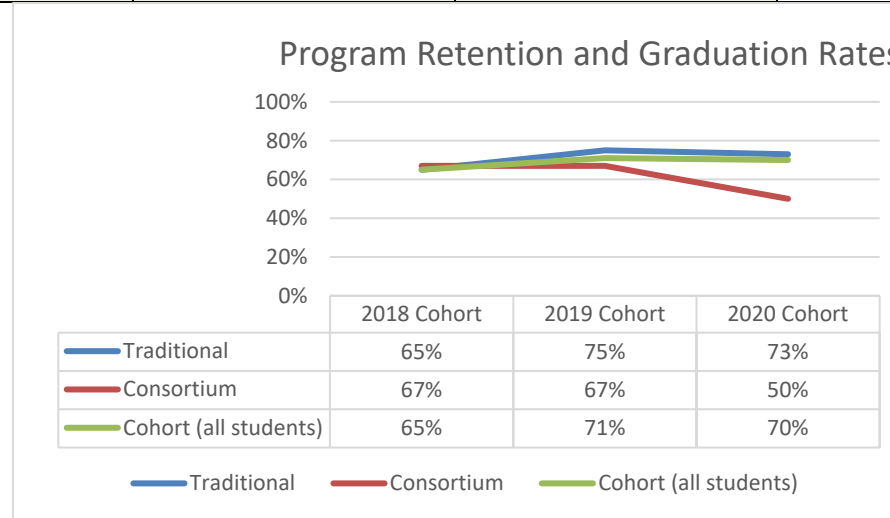
Total number of program graduates 2021-2023 ¹	28
--	-----------

National Board for the Certification in Occupational Therapy (NBCOT) Certification Results for 2021-2023 (3 year totals)	
Total number of test-takers of the NBCOT Certification Exam ²	30
Total number/percentage of test takers who passed the NBCOT Certification exam ²	30 (100%)
Total number/percentage of test takers who passed the NBCOT Certification exam on the first attempt ²	26 (87%)

National Board for the Certification in Occupational Therapy (NBCOT) Certification Results by year for 2021-2023					
Year	Number of Program Graduates ¹	Number of NBCOT test takers ²	Number of test takers who passed the exam ²	Percentage of test takers who passed the exam	Number/Percentage of test takers who passed the exam on first-attempt
2021²	11	9 2021 grads 2 2020 grads	11	100%	11 (100%)
2022²	9	9 2022 grads 2 2021 grads	11	100%	7 (64%)
2023²	8	8	8	100%	8 (100%)
TOTAL for 3 – year period	28	30	30	100%	26 (87%)

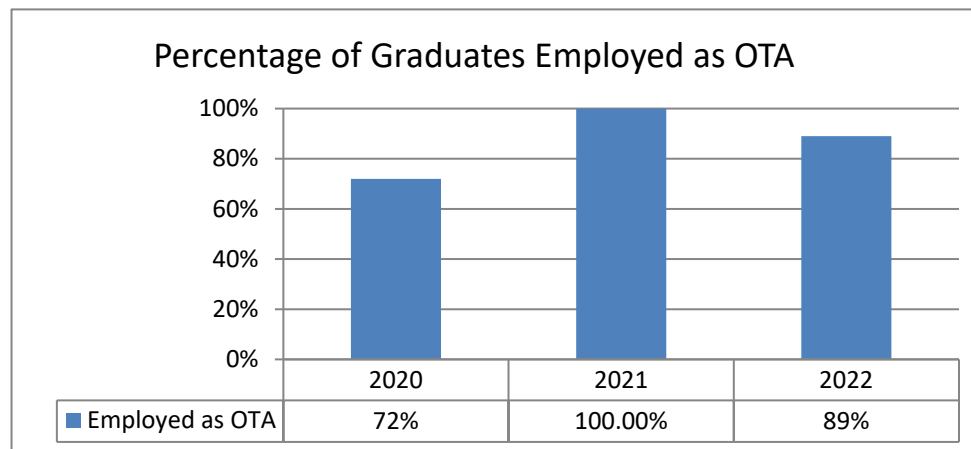
Graduation Rates

	2018 COHORT	2019 COHORT	2020 COHORT	3 YEAR TOTALS 2018-2020 (2018-2020 COHORTS)	2021 COHORT
Number of students admitted to original cohort ¹	26 Traditional Students-17 Consortium Students-9	17 Traditional Students-11 Consortium Students-6	10 Traditional Students-8 Consortium Students-2	53 total Traditional Students-36 Consortium Students-17	14 Traditional Students-11 Consortium Students-3
<i>Graduation Rate** of cohort¹</i> **=Number/percentage of students from cohort who graduated within 150% of expected time ¹	<i>Graduated by 2021</i> 17 65% Traditional Students 11-65% Consortium Students 6-67%	<i>Graduated by 2022</i> 12 71% Traditional Students 8-75% Consortium Students 4-67%	<i>Graduate by 2023</i> 7 70% Traditional Students 6-73% Consortium Students 1-50%	36 68% Traditional Students 25-69% Consortium Students 11-65%	<i>Anticipated to graduate by 2024</i> 9 64% Traditional Students 7-64% Consortium Students 2-67%



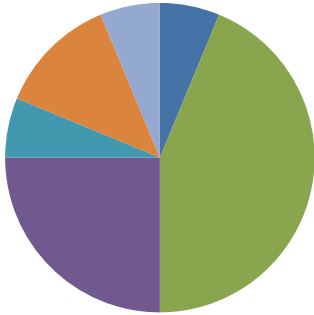
Employment Statistics of Graduates:

	2020 GRADUATES	2021 GRADUATES	2022 GRADUATES
Number of graduates ^{1,3}	18	11	9
Graduate employment status as an OTA ³	<p>72% (13/18) within 16 months after graduation</p> <p>54% (7/13) full time 46% (6/13) part time or PRN</p> <p>2/18 employed in related field 2/18 unemployed by choice 1/18 seeking employment</p>	<p>100% (11/11) within 12 months after graduation</p> <p>55% (6/11) full time 45% (5/11) part time or PRN</p>	<p>89% (8/9) within 12 months after graduation</p> <p>55% (5/9) full time 33% (3/9) part time or PRN 1/9 seeking employment</p>
Starting Salary as OTA ³	<p>\$42,074 full time <i>(7 graduates reporting)</i></p> <p>\$24.35 part time/PRN <i>(5 graduates reporting)</i></p>	<p>\$47,840 full time <i>(6 graduates reporting)</i></p> <p>\$25.00/hour part time/PRN <i>(5 graduates reporting)</i></p>	<p>\$41,333 full time <i>(3 graduates reporting)</i></p> <p>\$28.00/hour part time/PRN <i>(1 graduate reporting)</i></p>
Length of time to secure job as an OTA ³	<p style="text-align: center;">Average 7.5 months</p>	<p style="text-align: center;">Average 4.1 months</p>	<p style="text-align: center;">Average 5.6 months</p>
Continuing in education ³	<p>18 responded 3/18 maybe</p>	<p>11 responded 5/11 yes</p>	<p>8 responded 2/8 yes 1/8 maybe</p>

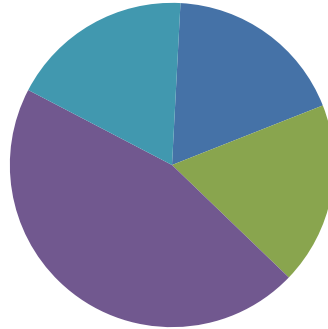


Employment Settings of Graduates:

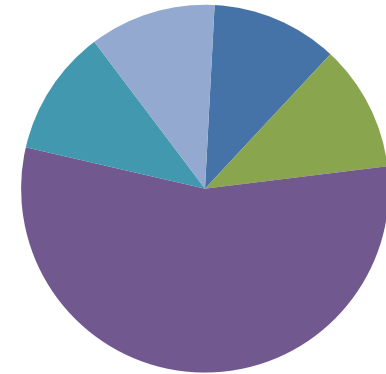
**2020 Graduates'
Employment Settings**



**2021 Graduates'
Employment Settings**



**2022 Graduates'
Employment Settings**



- Hospitals
- Outpatient
- Long-term care/ Inpatient Rehab Facility
- Pediatrics
- Home Health

Information attained by:

¹Program Records

²NBCOT Portal for Program Directors

³Phone/mail/email Survey Results