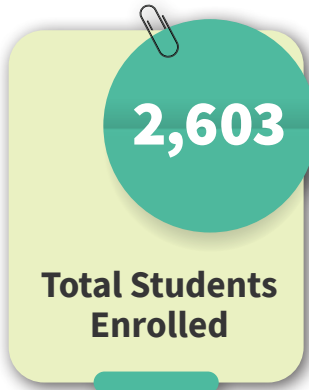


## RHODES STATE COLLEGE CCP PROGRAM 2022-2023 ANNUAL SUCCESS SUMMARY

CollegeCredIt PLUS



**Total Credit Hours Earned**

**16,726**

**College Tuition Saved**

**\$3,013,858**

**Average Credit Hours Earned**

Per Student

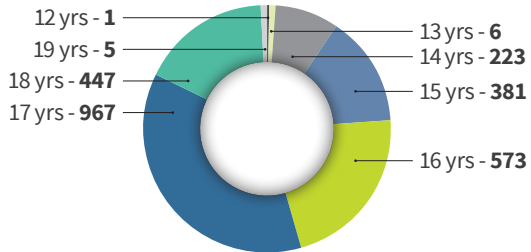
**6.43**

**College Tuition Saved**

Per Student

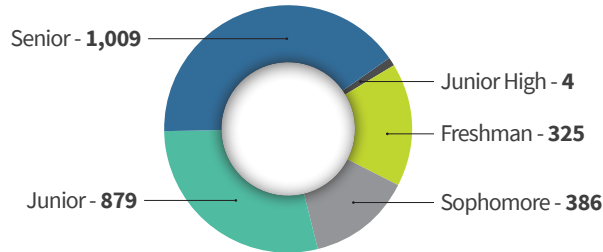
**\$1,158**

### Student Age




Average Age: 16

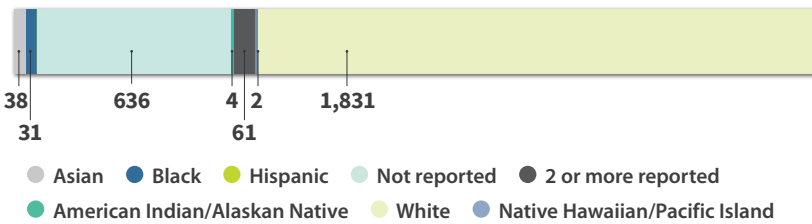
### Student Grade



### Student Gender



### Student Ethnicity



### Average Cumulative GPA

**3.5**

### Grades Awarded

A	B	C	D	E	S	L
4,396	1,210	326	70	56	2	157

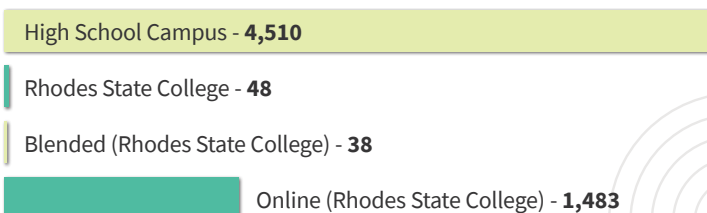
E = F S = Satisfactory L = Lab

### Top Enrollment by Subjects

Duplicate Student Head Count



### Course Delivery Location



Source: Rhodes State College's Office of Institutional Research  
\*Age, Credits, Gender & Ethnicity based on Banner System End of Term Data  
\*Average GPA is cumulative